

# The modulating role of traits on the biogeographic dynamics of chondrichthyans from the Neogene to the present

Jaime A. Villafañá and Marcelo M. Rivadeneira

**Abstract.**—The environmental transformations that occurred during the Neogene had profound effects on spatiotemporal biodiversity patterns, yet the modulating role of traits (i.e., physiological, ecological, and life-history traits) remains little understood. We tested this idea using the Neogene fossil record of chondrichthyans along the temperate Pacific coast of South America (TPSA). Information for georeferenced occurrences and ecological and life-history information of 38 chondrichthyan fossil genera in 42 Neogene sites was collected. Global georeferenced records were used to estimate present-day biogeographic distributions of the genera and to characterize the range of oceanographic conditions in which each genus lives as a proxy of their realized niche. Biogeographic range shifts (Neogene–present) were evaluated at regional and local scales. The role of traits as drivers of different range dynamics was evaluated using random forest models. The magnitude and direction of biogeographic range shifts were different at both spatial scales. At a regional scale, 34% of genera contracted their ranges, disappearing from the TPSA. At a local scale, a similar proportion of genera expanded and contracted their southern endpoints of distribution. The models showed a high precision at both spatial scales of analyses, but the relative importance of predictor variables differed. At a regional scale, disappearing genera tended to have a higher tolerance to salinity, lower sea surface temperature (SST) range, and smaller body sizes. At a local scale, genera contracting their ranges tended to live at greater depths, tolerate lower levels of primary productivity, and show a reduced tolerance to higher and lower SST ranges. The magnitude and direction of the changes in the range distribution were scale dependent and variable across the genera. Hence, multiple environmental exogenous factors interacted with taxon traits during the Neogene, creating a mosaic of biogeographic dynamics.

Jaime A. Villafañá. *Programa de Magister en Ciencias del Mar, Facultad de Ciencias del Mar, Larrondo 1281, Coquimbo, Chile. E-mail: villafanaj88@univie.ac.at. Present address: Department of Paleontology, University of Vienna, Geozentrum, Althanstrasse 14, 1090 Vienna, Austria*

Marcelo M. Rivadeneira. *Laboratorio de Paleobiología, Centro de Estudios Avanzados en Zonas Áridas, Av. Ossandon 877, Coquimbo, Chile, and Facultad de Ciencias del Mar, Universidad Católica del Norte, Larrondo 1281, Coquimbo, Chile. E-mail: marcelo.rivadeneira@ceaza.cl*

Accepted: 24 January 2018

Data available from the Dryad Digital Repository: <https://doi.org/10.5061/dryad.6j56v>

## Introduction

The Neogene is a geologic period characterized by being warmer than the present, with a thermal peak during the middle Miocene, though the temperatures gradually decreased from the Pliocene onward (Zachos et al. 2001). During the Neogene, the continents reached their present-day spatial configuration (Hillis et al. 2008). The formation of ice sheets in both hemispheres caused a decrease in humidity and a decrease in sea levels, accelerated by the late Pliocene glaciation (Raymo et al. 2006; Miller et al. 2012). These changes had a profound impact on the diversification of marine biota, specifically in vertebrates (Steeiman et al. 2009; Marx and Uhen 2010; Villafañá and Rivadeneira 2014).

The temperate Pacific coast of South America (4°S to 42°S, TPSA hereafter), which represents a

major biogeographic unit (Camus 2001; Spalding et al. 2007), experienced profound environmental transformations during the Neogene. These changes include the uplift of the Andes Mountains (Blisniuk et al. 2005), the final rise of the Isthmus of Panama (Coates et al. 2004; Montes et al. 2015), the beginning of hyperaridity in the Atacama Desert (Hartley and Chong 2002), and the onset of the modern conditions of the Humboldt Current (Ibaraki 1997; Tsuchi 2002; Dekens et al. 2007). The climatic and oceanographic Neogene events modulated the diversification trends of marine taxa in the TPSA (Valenzuela-Toro et al. 2013; Villafañá and Rivadeneira 2014). In addition, profound changes were observed in Neogene mollusk faunas along the TPSA (Rivadeneira and Marquet 2007; Kiel and Nielsen 2010). Recently,

Villafañía and Rivadeneira (2014) evaluated the diversification trends of marine vertebrates in the TPSA and showed a hump-shaped diversification trend with a late Miocene maximum followed by a drop in diversity toward the Pliocene, which was caused by a large extinction. These analyses focused mainly on the origin and extinction of taxa, ignoring the impact of environmental changes on biogeographic patterns of taxa. For instance, Neogene mollusks show drastic shifts in their distribution ranges during the Neogene along the TPSA (Kiel and Nielsen 2010).

The fossil record of marine vertebrates during the Neogene in the TPSA has been extensively studied (Walsh 2001; Chavez 2008; Canto et al. 2010; Villafañía 2010; Carrillo-Briceño et al. 2013). In particular, chondrichthyans (sharks, rays, and chimaeras) stand out as one of the most studied groups among marine vertebrates along the TPSA (Long 1993; De la Cruz 2012; Carrillo-Briceño et al. 2013; Villafañía and Rivadeneira 2014; Staig et al. 2015). In Chile, the largest number of Neogene records are from the Bahía Inglesa Formation (Walsh 2001; Suarez et al. 2004), the Coquimbo Formation (Staig et al. 2015), the Navidad Formation (Suarez et al. 2006; Nielsen and Glodny 2009), and the Horcón Formation (Carrillo-Briceño et al. 2013). These formations are of early Miocene to late Pliocene age. Thus, the rich fossil record of chondrichthyans lends itself for use as a study model to understand diversification patterns within the region during the Neogene. Interestingly, Villafañía and Rivadeneira (2014) showed that chondrichthyans suffered a comparatively low regional extirpation of genera during the Neogene (i.e., up to 17% of genera went extinct) and that ecological and life-history traits were important for understanding extinction selectivity. Despite the low regional extirpation, it is possible that environmental transformation had an important imprint on biogeographic ranges of taxa.

Considering the warm conditions during the Neogene in Chile and Peru (Dekens et al. 2007; Nielsen and Glodny 2009; Dowsett et al. 2013), a cooling of ocean temperature would have produced a contraction in the poleward (i.e., southern) limit of distribution of marine taxa

along the TPSA due to ecophysiological constraints (i.e., thermal tolerance). Cione et al. (2007a) attribute the local extinction of the sand tiger shark *Carcharias* to an abrupt drop in temperature during the Pliocene/Pleistocene transition. Intense climatic, tectonic, and oceanographic events during the Neogene were hypothesized as possible causes of chondrichthyan distributional changes (Long 1993; Carrillo-Briceño et al. 2013).

Ecological and life-history traits modulate changes in the geographic ranges of species (e.g., Roy et al. 2001; Sexton et al. 2009; Davidson et al. 2012). Body size is the trait most considered in studies of biogeographic dynamics (Roy et al. 2001; Olabarria and Thurston 2003; Linse et al. 2006). Other ecological traits—such as the type of feeding, breeding, and larval development—have been considered in marine invertebrates (Gordillo et al. 2008; Crampton et al. 2010). Yet biogeographic studies in marine vertebrates and their relationship to ecological and life-history traits are scarce (Cione et al. 2007b).

This study takes advantage of the rich fossil record of chondrichthyans along the TPSA to analyze their biogeographic dynamics on geological timescales (i.e., from the Neogene to the present). We aim at (1) describing the magnitude and significance of shifts in the southern limits of distributions and (2) evaluating the modulatory role of ecological and life-history traits in biogeographic dynamics.

## Materials and Methods

*Database.*—We obtained information of georeferenced occurrences of fossil sharks, rays, and chimaeras at genus level from Neogene outcrops along the TPSA from a comprehensive literature review (including journal articles, theses, and conference abstracts) and complemented this with data from the Paleobiology Database (PBDB; [paleobiodb.org](http://paleobiodb.org)). In addition, the following collections deposited in museums of Chile were analyzed: Museo Paleontológico de Caldera, Museo Arqueológico de La Serena, and Museo de Historia Natural e Histórico de San Antonio.

We analyzed 3375 fossil specimens, including teeth, dental plates, and dorsal and caudal

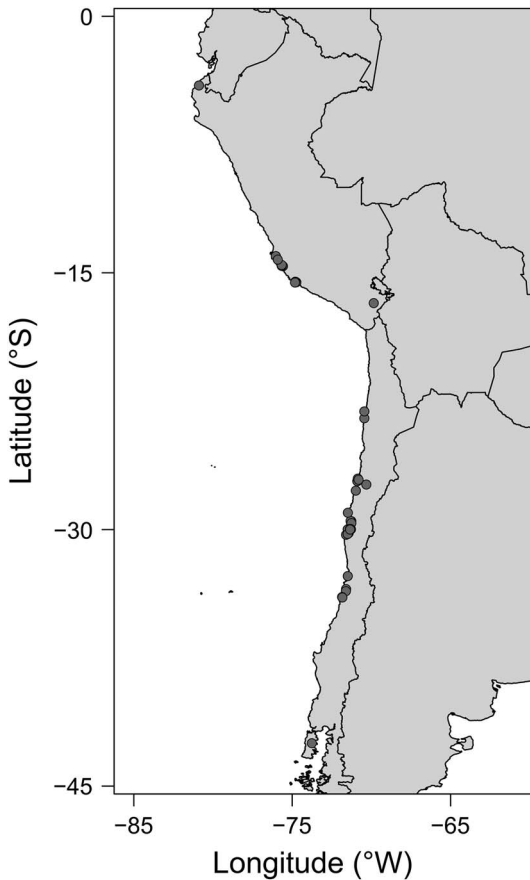


FIGURE 1. Map of the study region along the temperate Pacific coast of South America (TPSA), indicating the fossiliferous Neogene locations analyzed.

spines. We collected information for a total of 506 georeferenced occurrences of 38 genera (see Supplementary Tables 1, 2) from 42 sites along the TPSA (~4–42°S; Fig. 1), and we reviewed fossil records from 7 geological formations corresponding to different Neogene ages along the coasts of Peru and Chile. For the same genera gathered in the fossil database (excluding globally extinct genera), we obtained information about their current global distributions from the Ocean Biogeographic Information System (2015). This Recent data set contained 338,527 georeferenced occurrences of 256 species.

*Analysis.*—We evaluated range contractions/expansions from the Neogene to the present. In addition, analysis was also redone by dividing the Neogene in two time intervals: early Miocene and middle Miocene–Pliocene. We were unable to assign our records to finer stratigraphic

intervals, because detailed biostratigraphic data are scant or missing for many of the fossiliferous outcrops along the TPSA. Analyses were carried out at two spatial scales: regional and local. The regional scale considers biogeographic changes at the level of biogeographic provinces. For the regional level, we identified those genera that disappeared from the TPSA (i.e., regional extirpation). In contrast, analyses on the local scale focused on subtle changes in distribution (i.e., within the TPSA). For the local level, we quantified the number of genera that contracted/expanded their southern range from the Neogene to the present in the TPSA. A range shift was concluded when the difference between the southern endpoints of distribution of the Neogene and the present distribution was larger than 1° of latitude. We repeated the analysis using different cutoffs to define a range shift (5° and 10°), but results remained consistent. Both scales are complementary and represent a trade-off between precision and resolution. The regional level offers less bias in the estimates, but it offers lower resolution. The local level is more precise, but it may contain a greater bias (see below). Thus, their combined use may help obtain more robust interpretations.

Our approach to estimating range shifts assumes no bias in the geographic information (i.e., insufficient sampling). To evaluate this assumption, we performed a simulation in which we subsampled the original data set, selecting five occurrences for four latitudinal ranges (4–12.9°S, 13–22.9°S, 23–32.9°S, and 33–42.9°S). For each run, we estimated the southern endpoint of distribution for each genus and compared it with the limit obtained from the original data set using Spearman rank correlation, and this was repeated 10,000 times. If spatial biases were severe, then the 95% confidence interval (CI) of the frequency distribution of rho values should include both negative and positive values. However, rho values varied between 0.49 and 0.97 (95% CI), strongly suggesting that a possible sampling bias was not masking overall biogeographic trends along the region. However, we acknowledge that possible taphonomic effects might be important, but such types of analyses are largely missing.

TABLE 1. Intrinsic traits of genera used for the random forest analyses, including ecological and life-history traits and tolerance to oceanographic variables. The type of variable, the prediction of biogeographic dynamics, and previous studies are indicated.

Intrinsic trait	Type of variable	Prediction	Examples
Body size	Continuous (kg)	Larger body sizes should have higher chances of contracting their ranges	McKinney 1997
Migration	Binary amphidromous: Can live in oceanic/estuarine environments Oceanodromous: Can live only in oceanic environments	Oceanodromous forms should have higher chances of contracting their ranges	Hogan et al. 2014
Maximum bathymetric depth	Continuous (m)	Genera that live at greater depth should have higher chances of contracting their ranges	Dulvy et al. 2014; Priede et al. 2006; Dulvy et al. 2014
Reproduction	Categorical Ovoviviparous: Species that produce young by means of eggs inside their body Viviparous: Species that gives birth to live offspring Oviparous: species that lay eggs	Viviparous should have higher chances of contracting their ranges	García et al. 2008
Sea surface temperature niche	Continuous (°C)	Genera that live at warm temperatures should have higher chances of contracting their ranges	Cione et al. 2007a
Salinity niche	Continuous (practical salinity unit)	Genera that live at higher salinity levels should have higher chances of contracting their ranges	Sirot et al. 2015
Primary productivity niche	Continuous (mg/m <sup>3</sup> )	Genera that live at low primary productivity levels should have higher chances of contracting their ranges	Dulvy et al. 2014; García et al. 2008

We compiled information for several traits of genera, including ecological and life-history traits and proxy variables of physiological tolerances/requirements obtained from extant species (Table 1, Supplementary Table 2). Data concerning weight, maximum bathymetric depth, type of reproduction (ovoviviparous, oviparous, and viviparous), and migration type (amphidromous and oceanodromous) were obtained from Fishbase (Froese and Pauly 2017). Minimum and maximum stratigraphic ranges were obtained directly for each genus from the PBDB. In addition, we obtained information about different proxies of realized physiological tolerances/requirements to oceanographic conditions for each genus (e.g., Stuart-Smith et al. 2017). We superimposed the present-day georeferenced occurrences with rasters of three oceanographic variables (sea surface temperature [SST], salinity, and primary productivity) obtained from the

Aquamaps database at 0.5° resolution (Kaschner et al. 2016). We extracted SST, salinity, and primary productivity for each geographic point, and then we estimated the median, 5<sup>th</sup>, and 95<sup>th</sup> quantiles (referred to as minimum and maximum hereafter), and range (the difference between 95<sup>th</sup> and 5<sup>th</sup> quantiles, simply referred to as “range” hereafter) across all species belonging to the same genus. Extrapolating traits information from present-day forms to fossil forms assumes that these traits are phylogenetically conservative (Jablonski 2005). We estimated the physiological tolerances/requirements of the fossil records using information for modern species within each genus, assuming that the oceanographic niche of genera reflects their physiological requirements and that the niche was conserved from the Neogene to the Recent (see below). To test the validity of the assumption of niche conservatism, we carried out a principal

component analysis on the three oceanographic variables over the entire data set of occurrences. Then we ran a Moran's autocorrelation analysis on the median values of the first two axes of the principal component analysis (accounting for 59% and 22% of variance, respectively) using species nested within genera, where Moran's  $I$  can take ranges from  $-1$  (i.e., niche evolution) to  $1$  (i.e., niche conservatism). Analyses were carried out using the package 'ape' in R (Paradis et al. 2004). Moran's  $I$  was significantly higher than zero for both axes (PCA 1,  $I=0.11$ ,  $p=0.001$ ; PCA 2,  $I=0.10$ ,  $p=0.006$ ), suggesting that niches are conserved at the genus level, hence validating our approach. We also tested the existence of a taxonomic signal in the type of range dynamics for regional ( $-1$ : extinct;  $0$ : surviving) and local scales ( $-1$ : contraction;  $0$ : stable;  $1$ : expansion), using a Moran's autocorrelation analysis and genera nested within families (Lockwood et al. 2002).

A random forest model was used to analyze the role of ecological and life-history traits on biogeographic dynamics (Breiman 2001; Liaw and Wiener 2002). The random forest approach is a powerful machine-learning classification and regression method (Liaw and Wiener 2002) that circumvents assumptions of traditional ordinary least squares and general linear model regressions and is increasingly being used in ecological and evolutionary analyses (Cutler et al. 2007; Fenberg et al. 2015). This analysis considers the change in the distribution of taxa to be a binomial variable (e.g., for the regional scale,  $1$  = presently extinct from the TPSA,  $0$  = still present at the TPSA; for the local scale,  $1$  = contraction of the southern endpoint,  $0$  = expansion of the southern endpoint). We included only variables showing a variance inflation factor  $<2.5$  in order to account for the possible effects of variable multicollinearity, which could yield spurious estimates regarding the variable importance (Strobl et al. 2009). We selected the optimal set of predictive variables based on the criteria of the area under the receiver operating characteristic curve, using "backward" elimination based on the initial ranking of variables (Calle et al. 2011). This analysis was carried out using the packages 'Random Forest' and

'AUCRF' (Calle et al. 2011) in R (R Core Team 2015).

## Results

We obtained information for a total of 38 Neogene chondrichthyan genera (31 sharks, 6 rays, and 1 chimaera; Supplementary Table 2). In terms of regional dynamics, 34% of the genera (13 out of 38) disappeared from the TPSA during the Neogene (e.g., *Carcharias*) and 66% (25 out of 38) remained in the region (e.g., *Carcharodon*) (Supplementary Table 2). The fraction of genera that disappeared from the TPSA was lower than expected by chance (chi-square test,  $\chi^2=7.58$ ,  $df=1$ ,  $p=0.006$ ). Of those genera disappearing from the TPSA, four went extinct on global scale (11%), and nine (24%) went extinct from the eastern Pacific (Supplementary Table 2). Exclusion of globally extinct genera did not alter the trends (26% went extinct from the TPSA,  $\chi^2=15.06$ ,  $df=1$ ,  $p<0.0001$ ). We also excluded the genus *Ginglymostoma* due its uncertain distribution in Peru. At a local scale, for the 24 genera that remained in the TPSA, 13 (54%) expanded their southern endpoint and 11 (46%) contracted it (Supplementary Table 2). The percentage of genera increasing or decreasing their southern latitudinal range was not different than expected by chance ( $\chi^2=0.08$ ,  $df=1$ ,  $p=0.78$ ). These trends were in general not taxonomically selective, except on local scale, where autocorrelation of orders within superorders was positive and statistically significant (Table 2).

Considering the stratigraphic distribution, 17 genera were present in the early Miocene, and 34 genera occurred from the middle

TABLE 2. Results of the Moran's autocorrelation used to evaluate the existence of taxonomic selectivity of range dynamics at regional and local scale.

Variance source	Moran's $I$	$p$ value
Regional scale		
Orders within suborders	-0.07	0.48
Families within orders	-0.10	0.51
Genera within families	0.08	0.66
Local scale		
Orders within suborders	0.26	<0.01
Families within orders	0.15	0.39
Genera within families	0.32	0.28

TABLE 3. Biogeographic dynamic of Neogene chondrichthyans from the PTSA at two stratigraphic intervals: early Miocene to middle Miocene–Pliocene and middle Miocene–Pliocene to the present. A, record absent in the TPSA; E, genus extinct; numbers, degree of latitude.

Genera	Early Miocene	Middle Miocene–Pliocene	Present	Early Miocene–middle Miocene–Pliocene dynamic	Pliocene–present dynamic
<i>Aetobatus</i>	—	–30	–3	—	Decreased
<i>Aetomyliacus</i>	—	–27	A	—	Regionally extinct
<i>Brachaelurus</i>	—	–27	A	—	Regionally extinct
<i>Callorhynchus</i>	–33	–32	–55	Decreased	Increased
<i>Carcharhinus</i>	–27	–33	–27	Increased	Decreased
<i>Carcharias</i>	–34	–27	A	Decreased	Regionally extinct
<i>Carcharocles</i>	—	–34	E	—	Globally extinct
<i>Carcharodon</i>	–34	–42	–36	Increased	Decreased
<i>Carcharoides</i>	–34	—	E	Regionally extinct	—
<i>Cetorhinus</i>	—	–30	–55	—	Increased
<i>Dalatias</i>	—	–27	A	—	Regionally extinct
<i>Dasyatias</i>	—	–27	–23	—	Decreased
<i>Echinorhinus</i>	—	–27	–33	—	Increased
<i>Galeocerdo</i>	–15	–27	–2	Increased	Decreased
<i>Galeorhinus</i>	–33	–32	–39	Decreased	Increased
<i>Ginglymostoma</i>	—	–4	–4	—	Equal
<i>Hemipristis</i>	–15	–33	A	Increased	Regionally extinct
<i>Heterodontus</i>	–33	–32	–9	Decreased	Decreased
<i>Hexanchus</i>	—	–33	–42	—	Increased
<i>Isogomphodon</i>	—	–27	A	—	Regionally extinct
<i>Isurus</i>	–33	–34	–39	Increased	Increased
<i>Lamna</i>	–33	—	–53	—	—
<i>Megachasma</i>	—	–27	18	—	Decreased
<i>Megascyliorhinus</i>	–33	—	E	Regionally extinct	—
<i>Myliobatis</i>	–33	–42	–39	Increased	Decreased
<i>Negaprion</i>	—	–4	0	—	Decreased
<i>Notorynchus</i>	—	–29	–39	—	Increased
<i>Odontaspis</i>	–33	–29	3	Decreased	Decreased
<i>Paragaleus</i>	—	–27	A	—	Regionally extinct
<i>Paratodus</i>	—	–27	E	—	Globally extinct
<i>Pliotrema</i>	—	–27	A	—	Regionally extinct
<i>Prionace</i>	—	–27	–41	—	Increased
<i>Pristiophorus</i>	–33	–32	A	Decreased	Regionally extinct
<i>Raja</i>	—	–27	–5	—	Decreased
<i>Rhinoptera</i>	—	–27	4	—	Decreased
<i>Sphyrna</i>	—	–27	–33	—	Increased
<i>Squalus</i>	–33	—	–53	—	—
<i>Squatina</i>	–33	–32	–41	Decreased	Increased

Miocene–Pliocene on the Pacific coast of South America (Table 3). On regional scale, 12% of genera (2 out of 17) disappeared from the early Miocene to middle Miocene–Pliocene and 88% (15 out of 17) remained in the region (Table 3). The fraction of genera that disappeared from the TPSA was lower than expected by chance ( $\chi^2 = 9.94$ ,  $df = 1$ ,  $p = 0.002$ , after excluding *Lamna* and *Squalus*). On local scale, for the 13 genera that remained in the TPSA during the early Miocene to middle Miocene–Pliocene, 6 (46%) expanded their southern endpoint and 7 (54%) contracted it (Table 3). For the middle Miocene–Pliocene to the Recent, 32% of genera (11 out of 34) disappeared and 68% (23 out of 34)

remained in the eastern Pacific. For the genera that disappeared from the TPSA, two went globally extinct (6%) and nine (26%) went extinct from the eastern Pacific (Table 3). On local scale, for the 22 genera that remained in the TPSA, 12 (55%) contracted their southern endpoint and 10 (45%) expanded it (Table 3).

The random forest model showed high precision for analyses on regional (pseudo- $r^2 = 0.74$ ) and local scales (pseudo- $r^2 = 0.75$ ) (Fig. 2). On a regional scale, the only significant variables were (sorted in descending order of importance): minimum salinity, SST range, and body weight (Fig. 2A). The disappearance of genera from the TPSA was positively correlated with minimum

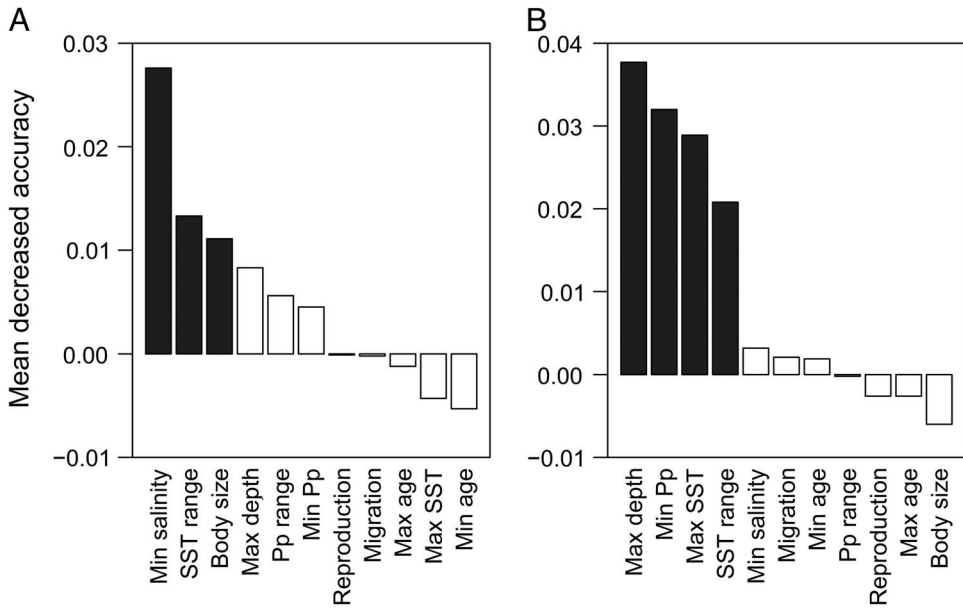


FIGURE 2. Random forest analyses, showing the relative importance (mean decreased accuracy) of ecological and life-history traits as predictors of biogeographic dynamics at (A) regional and (B) local scales. Significant variables ( $p < 0.05$ ) are indicated in bold. Max age, maximum age; Max depth, maximum depth; Max SST, maximum sea surface temperature; Min age, minimum age; Min Pp, minimum primary productivity; Min salinity, minimum salinity; Pp range, primary productivity range; SST range, sea surface temperature range.

salinity and negatively correlated with SST range and body weight (Fig. 3A). On a local scale, the only significant variables in the model were (in descending order of importance): maximum depth, minimum primary productivity, maximum SST, and SST range (Fig. 2B). Relationships between these variables and the chance of contracting the southern endpoint of distribution were negative in all cases (Fig. 3B).

### Discussion

Our results show that despite the fact that most of the chondrichthyans genera survived the late Neogene extinction along the TPSA (Villafañá and Rivadeneira 2014), the strong environmental changes experienced along the coast had a marked effect on their biogeographic distribution. Moreover, range dynamics across evolutionary timescales were scale dependent and quite variable among genera (i.e., responses were not coordinated), but such variability in generic responses could be largely explained by taxon traits.

On a regional scale, 34% of genera went extinct from the TPSA and from the entire

eastern Pacific. This strongly suggests that an important fraction of genera was affected by intense oceanographic, climatic, and biotic changes that occurred during the Neogene–Quaternary in this region (Ibaraki 1997; Tsuchi 2002; Dekens et al. 2007; Rivadeneira and Marquet 2007; Garreaud et al. 2010; Villafañá and Rivadeneira 2014). On a local scale, however, the biogeographic dynamic was characterized by the absence of a directional pattern of change (i.e., contraction/expansion of southern endpoints was equally likely among genera). Thus, on a local scale, and unlike previous paleobiogeographic studies showing highly coordinated parallel biogeographic responses among species (Kaplan et al. 2003; Koch and Barnosky 2006), the biogeographic responses to climatic changes were seemingly idiosyncratic (but see below), as seen in Quaternary mammals (Lyons 2003), which show a mosaic of trends. Mismatched biogeographic responses were reported for Quaternary mammals in North America, where species show different biogeographic dynamics against the same type of environmental forcing (Graham et al. 1996; Barnosky et al. 2003).

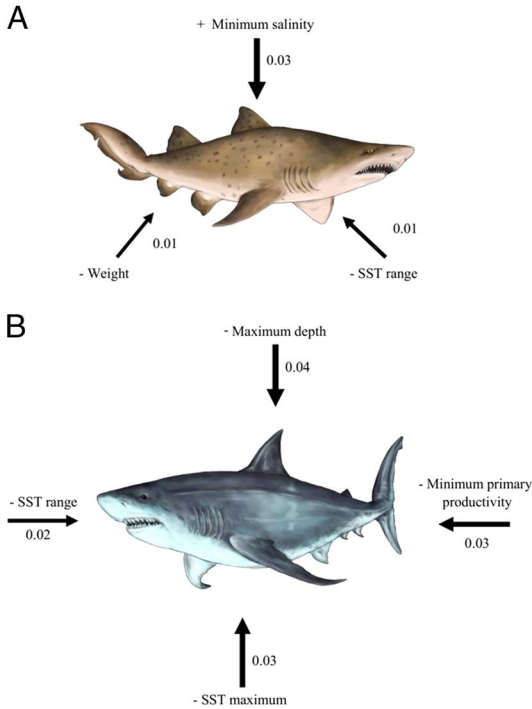


FIGURE 3. Relative importance (indicated by the width of arrows) of ecological and life-history traits in the biogeographic dynamics of chondrichthyan genera at A) regional (e.g., *Carcharias taurus*) and B) local scale (e.g., *Carcharodon carcharias*). Only significant variables are included. The numbers and signs correspond to the log-odds of logistic regressions between binary responses (regional scale: 1=extinct, 0=surviving; local scale: 1=contraction of the southern endpoint, 0=expansion of the southern endpoint) in range shift and predictor variables.

Our results point to a complementary role of traits to explain the marked differences in biogeographic responses among genera, as seen in other taxa (Roy et al. 2001; Sexton et al. 2009). Interestingly, the relative importance of predictors of biogeographic dynamics was markedly variable on the two spatial scales analyzed (regional dynamic vs. local dynamic, Spearman's  $\rho = 0.12$ ,  $p = 0.73$ ). This suggests a shifting control of the traits governing biogeographic dynamics across spatial scales of analysis. To the best of our knowledge, this aspect has not been considered in previous studies, though it could be relevant to understand the wide variation of biogeographic dynamics observed in different groups.

On a regional scale, the chances of extinction in the TPSA were governed by a combination

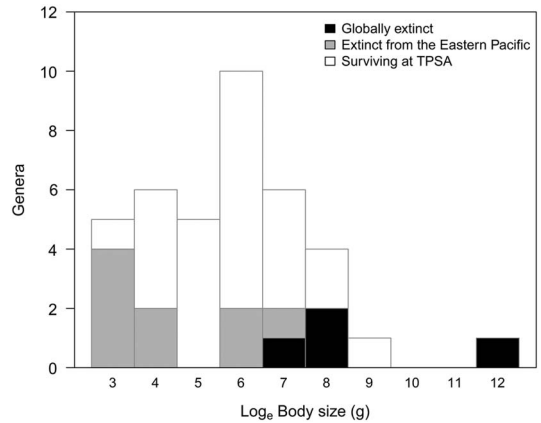


FIGURE 4. Frequency distribution of the body size of chondrichthyan genera according to their range dynamics.

of tolerance to oceanographic conditions (i.e., salinity and thermal range) and life-history traits (i.e., body size). Extinction probability was positively related to minimum salinity and negatively related to SST range and body-size weight. The role of salinity and SST in controlling the marine biogeographic structure at large geographic scales has been well established (Belanger et al. 2012; Fenberg et al. 2015). Assuming that the oceanographic niche estimated for each genus is directly driven by its ecophysiological limits, our results suggest that those genera with higher salinity tolerance and lower thermal tolerance tended to show a strong range contraction, ultimately disappearing from the TPSA. For example, the genus *Brachaelerus* inhabited the eastern Pacific during the Neogene, but currently its distribution is restricted to Australia (Compagno 2005). We believe that the oceanographic conditions of eastern Australia (higher salinity; >36 practical salinity unit [PSU]) were more favorable for this genus than those in the north of Chile (lower salinity; ~34 PSU) (Reul et al. 2014).

Thermal stress is often hypothesized as the primary cause of regional and global extinction of chondrichthyans on geological timescales (Cione et al. 2007a; Pimiento et al. 2016). However, the tolerance to salinity and temperature of chondrichthyans varies depending on the study group (Goldman 1997). For instance, *Carcharodon carcharias*, like other species of Lamnidae (*Isurus oxyrinchus* and



*Lamna nasus*), has the ability to thermoregulate its body temperature through a countercurrent system, the rete mirabile (Goldman 1997). This idea is supported by the expansion of the southern latitudinal range of these three genera (*Carcharodon*, *Isurus*, and *Lamna*) during the Neogene to the Recent. This trait distinguishes Lamnidae from other chondrichthyan groups, which fully depend on the temperature of the environment (i.e., poikilotherms). Hence, changing the environmental conditions could directly affect the range expansion. Therefore, the same changes in SST and salinity likely had different effects on the distribution of genera across different families. On the other hand, the range shifts at a regional scale were also related to body size, as observed in marine invertebrates (Roy et al. 2001; Olabarria and Thurston 2003; Linse et al. 2006). However, the relationship between regional extirpation and body size was negative (i.e., the surviving genera tended to be larger sized), implying that the risk of extinction was more pronounced in smaller-sized forms, contrary to the observations in rays (Dulvy and Reynolds 2002) and sea mammals (Davidson et al. 2012). Interestingly, when we included those genera that are globally extinct, a different picture emerged (Fig. 4). The regional extirpation of genera from the TPSA selectively affected extreme body sizes (i.e., both smaller- and larger-sized forms). Globally extinct genera tended to be the largest forms, whereas regionally extinct genera (i.e., currently living outside the TPSA) were the smallest forms. Along with these results, ecological studies have stressed that larger-sized rays and sharks are at a higher risk of global extinction (Dulvy et al. 2014). However, our results also highlight that smaller taxa may be more prone to experience strong range contractions related to environmental changes.

At local scales, depth and primary productivity had a significant effect on range shifts. The probability of contraction in southern endpoints was negatively related to maximum depth and primary productivity. Particularly, contractions of the southern endpoints were observed in genera tending to inhabit deeper waters and tolerating lower levels of primary productivity. This is consistent with the

development of a very shallow oxygen minimum zone (OMZ) along the southern Pacific margin during the late Neogene as a consequence of the onset of modern upwelling conditions (Martinez-Pardo 1990). The upper boundary of the OMZ ( $<20 \mu\text{mol O}_2 \text{ kg}^{-1}$ ) can reach depths lower than 100 m (Fuenzalida et al. 2009), restricting the distribution of benthic and demersal species (Levin et al. 2002). For example, the Chilean and Peruvian eagle rays (*Myliobatis chilensis* and *M. peruviensis*) are benthopelagic species that are vertically distributed between 1 and 100 m (Last et al. 2016). Therefore, the OMZ represents one of the most important oceanographic boundaries for micro- and macrofauna and could affect chondrichthyans in the TPSA according to their physiology (Levin 2003; Thiel et al. 2007). In addition, it is well established that endemic species are more vulnerable to extinction due to habitat limitations (Dulvy et al. 2014). In our case, the genera that experienced a contraction of the southern latitudinal range had endemic representatives in the eastern Pacific (e.g., *Myliobatis chilensis* and *Aetobatus laticeps*). Clades inhabiting mesopelagic and deep-water environments (of lower productivity than shallower habitats) (e.g., Etmoptertidae and Arhynchobatidae) are at lower risk of extinction than clades inhabiting shallower areas due to the lower accessibility of fisheries to deep-water stocks (Dulvy et al. 2014). Hence, these families, seemingly at lesser risk from human activities, may still be facing higher chances of range contraction due to the projected intensification of the OMZ as a consequence of global change (Gilly et al. 2013).

Our analysis did not show taxonomic selectivity at regional scale, affirming the role of intrinsic factors more than a simple taxonomic signal. On the contrary, at the local scale we found a correlation at the order level. This could be explained by the observation that most of the Myliobatiformes (4 out of 5 genera) contracted their ranges. Dulvy et al. (2014), using global chondrichthyan data, found that five out of the seven most threatened families are rays. Whether the extinction risk/range contraction is higher in rays than in sharks has yet to be studied in detail.

## Conclusions

Our study shows that a large fraction of chondrichthyans experienced range contractions from the Neogene to the present, and this dynamic was largely selective with respect to ecological and life-history traits. Other ecological traits such as habitat and feeding type need to be considered by future studies. Recently, Pimiento et al. (2017) found that the loss of productive coastal habitats was a key extinction driver of the Pliocene marine megafauna (including sharks). This idea was previously discussed as one of the possible causes of the local extinction of *Carcharias taurus* during the Neogene in the eastern Pacific (Cione et al. 2007a). Additionally, the global extinction of *Carcharocles megalodon* could be related to the low availability of filter-feeding whales, its preferred prey (Pimiento et al. 2016). Therefore, the loss of potential prey for sharks and rays during the Neogene in the TPSA, implied by the extinction of mollusks (Herm 1969; Rivadeneira and Marquet 2007; Kiel and Nielsen 2010) and sea mammals (Valenzuela-Toro et al. 2013; Villafaña and Rivadeneira 2014), might also have triggered local and regional extinctions of chondrichthyans.

Understanding the processes that control range dynamics is fundamental to anticipating the current global changes on the distribution of global biota. Our results highlight the importance of explicitly considering differences in traits across taxa to improve the predictions of shifts in the biogeographic distribution of biotas.

## Acknowledgments

This work was part of J.A.V.'s master's thesis at Universidad Católica del Norte, Coquimbo, Chile. We deeply appreciate the constructive comments and logistic help provided by V. Castelleto, A. Crame, P. Haye, S. Kiel, S. Hernández, S. Nielsen, M. Thiel, J. Pollerspöck, P. Oyanadel-Urbina, A. Albailay, and M. Torrejón. The article was greatly improved by the comments and suggestions made by G. Cuny, J. Kriwet, and W. Kiessling. For their kindness in providing access to paleontological collections, we would like to thank C. Varas, G. Roa, and

M. Guicharraise (Museo Paleontológico de Caldera); G. Cobo and M. Biskupovic (Museo Arqueológico de La Serena); and J. L. Brito (Museo de Historia Natural e Histórico de San Antonio). We also thank C. Marin for providing the illustrations and M. Garrison for proof-reading the paper. J.A.V. was supported by the CONICYT-Chile fellowship (Becas para Estudios de Magister). This project was partially funded by FONDECYT grants #1140841 and #1150664.

## Literature Cited

- Barnosky, A. D., E. A. Hadly, and C. J. Bell. 2003. Mammalian response to global warming on varied temporal scales. *Journal of Mammalogy* 84:354–368.
- Belanger, C. L., D. Jablonski, K. Roy, S. K. Berke, A. Z. Krug, and J. W. Valentine. 2012. Global environmental predictors of benthic marine biogeographic structure. *Proceedings of the National Academy of Sciences USA* 35:14046–14051.
- Blisniuk, P. M., L. A. Stern, C. P. Chamberlain, B. Idelman, and P. K. Zeitler. 2005. Climatic and ecologic changes during Miocene surface uplift in the Southern Patagonian Andes. *Earth and Planetary Science Letters* 230:125–142.
- Breiman, L. 2001. Random forests. *Machine Learning* 45:5–32.
- Calle, M. L., V. Urrea, A. L. Boulesteix, and N. Malats. 2011. AUC-RF: a new strategy for genomic profiling with random forest. *Human Heredity* 72:121–132.
- Camus, P. A. 2001. Marine biogeography of continental Chile. *Revista Chilena de Historia Natural* 74:587–617.
- Canto, J., J. Yanez, and J. Rovira. 2010. Estado actual del conocimiento de los mamíferos fósiles de Chile. *Estudios Geológicos* 66:255–284.
- Carrillo-Briceño, J. D., G. Gonzalez-Barba, M. F. Landaeta, and S. N. Nielsen. 2013. Condrictios fósiles del Plioceno Superior de la Formación Horcón, Región de Valparaíso, Chile central. *Revista Chilena de Historia Natural* 86:191–206.
- Chavez, M. 2008. La ornitofauna de la formación Bahía Inglesa, Caldera, Chile. Ph.D. thesis. Universidad Austral de Chile, Valdivia.
- Cione, A. L., J. A. Mennucci, F. Santalucita, and C. A. Hospitaleche. 2007a. Local extinction of sharks of genus *Carcharias* Rafinesque, 1810 (Elasmobranchii, Odontaspidae) in the eastern Pacific Ocean. *Andean Geology* 1:139–145.
- Cione, A. L., E. P. Tonni, S. Bargo, M. Bond, A. M. Candelo, A. A. Carlini, C. M. Deschamps, M. T. Dozo, G. Esteban, F. J. Goin, N. Nasif, J. I. Noriega, E. Ortiz Jaureguizar, R. Pascual, J. L. Prado, M. A. Reguero, G. J. Scillato-Yane, L. Soibelzon, D. H. Verzi, E. C. Vieytes, S. F. Vizcaino, and M. G. Vucetich. 2007b. Mamíferos continentales del Mioceno tardío a la actualidad en la Argentina: cincuenta años de estudios. *Ameghiniana* 11:257–278.
- Coates, A. G., L. S. Collins, M. P. Aubry, and W. A. Berggren. 2004. The geology of the Darien, Panama, and the late Miocene–Pliocene collision of the Panama arc with northwestern South America. *Geological Society of America Bulletin* 116:1327–1344.
- Compagno, L. J. 2005. *Sharks of the world*. Princeton University Press, Princeton, N.J.
- Crampton, J. S., R. A. Cooper, A. G. Beu, M. Foote, and B. A. Marshall. 2010. Biotic influences on species duration: interactions between traits in marine molluscs. *Paleobiology* 36:204–223.
- Cutler, D. R., T. C. Edwards, K. H. Beard, A. Cutler, and K. T. Hess. 2007. Random forests for classification in ecology. *Ecology* 88:2783–2792.

- Davidson, A. D., A. G. Boyer, H. Kim, S. Pompa-Mansilla, M. J. Hamilton, D. P. Costa, G. Ceballos, and J. H. Brown. 2012. Drivers and hotspots of extinction risk in marine mammals. *Proceedings of the National Academy of Sciences USA* 109: 3395–3400.
- De la Cruz, A. A. 2012. Geología de Ocucaje: aportes en la sedimentología y paleontología de Lomas de Ullujaya (Ica, Perú). *Revista del Instituto de Investigación de la Facultad de Ingeniería Geológica, Minera, Metalúrgica y Geográfica* 11:51–59.
- Dekens, P. S., A. C. Ravelo, and M. D. McCarthy. 2007. Warm upwelling regions in the Pliocene warm period. *Paleoceanography* 22:PA3211.
- Dowsett, H. J., K. M. Foley, D. K. Stoll, M. A. Chandler, L. E. Sohl, M. Bentsen, B. L. Otto-Bliessner, F. J. Bragg, W. L. Chan, C. Contoux, A. M. Dolan, A. M. Haywood, J. A. Jonas, A. Jost, Y. Kamae, G. Lohmann, D. J. Lunt, K. H. Nisancioglu, A. Abe-Ouchi, G. Ramstein, C. R. Riesselman, M. M. Robinson, N. A. Rosenbloom, U. Salzmann, C. Stepanek, S. L. Strother, H. Ueda, Q. Yan, and Z. Zhang. 2013. Sea surface temperature of the mid-Piacenzian ocean: a data-model comparison. *Sci. Rep.* 3:ar2013.
- Dulvy, N. K., and J. D. Reynolds. 2002. Predicting extinction vulnerability in skates. *Conservation Biology* 16:440–450.
- Dulvy, N. K., S. L. Fowler, J. A. Musick, R. D. Cavanagh, P. M. Kyne, L. R. Harrison, J. K. Carlson, L. N. K. Davidson, S. V. Fordham, M. P. Francis, C. M. Pollock, C. A. Simpfendorfer, G. H. Burgess, K. E. Carpenter, L. J. V. Compagno, D. A. Ebert, C. Gibson, M. R. Heupel, S. R. Livingstone, J. C. Sanciangco, J. D. Stevens, S. V. Valenti, and W. T. White. 2014. Extinction risk and conservation of the world's sharks and rays. *eLife* 3:e00590.
- Fenberg, P. B., B. A. Menge, P. T. Raimondi, and M. M. Rivadeneira. 2015. Biogeographic structure of the northeastern Pacific rocky intertidal: the role of upwelling and dispersal to drive patterns. *Ecography* 38:83–95.
- Froese, R., and D. Pauly Editors 2017. FishBase. World Wide Web electronic publication. [www.fishbase.org](http://www.fishbase.org), version (10/2017).
- Fuenzalida, R., W. Schneider, J. Garcés-Vargas, L. Bravo, and C. Lange. 2009. Vertical and horizontal extension of the oxygen minimum zone in the eastern South Pacific Ocean. *Deep-Sea Research, part II (Topical Studies in Oceanography)* 56:992–1003.
- Garreaud, R. D., A. Molina, and M. Farias. 2010. Andean uplift, ocean cooling and Atacama hyperaridity: a climate modeling perspective. *Earth and Planetary Science Letters* 292:39–50.
- García, V. B., L. O. Lucifora, and R. A. Myers. 2008. The importance of habitat and life history to extinction risk in sharks, skates, rays and chimaeras. *Proceedings of the Royal Society of London B* 275:83–89.
- Gilly, W. F., J. M. Beman, S. Y. Litvin, and B. H. Robison. 2013. Oceanographic and biological effects of shoaling of the oxygen minimum zone. *Annual Review of Marine Science* 5: 393–420.
- Goldman, K. J. 1997. Regulation of body temperature in the white shark, *Carcharodon carcharias*. *Journal of Comparative Physiology B* 167:423–429.
- Gordillo, S., J. Rabassa, and A. Coronato. 2008. Paleocology and paleobiogeographic patterns of mid-Holocene mollusks from the Beagle Channel (southern Tierra del Fuego, Argentina). *Andean Geology* 35:321–333.
- Graham, R. W., E. L. Lundelius, Jr., M. A. Graham, E. K. Schroeder, R. S. Toomey, III, E. Anderson, A. D. Barnosky, J. A. Burns, C. S. Churcher, D. K. Grayson, R. D. Guthrie, R. D., C. R. Harington, G. T. Jefferson, L. D. Martin, H. G. McDonald, R. E. Morlan, H. A. Semken Jr, S. D. Webb, L. Werdelin, and M. C. Wilson. 1996. Spatial response of mammals to late Quaternary environmental fluctuations. *Science* 272:1601–1606.
- Hartley, A. J., and G. Chong. 2002. Late Pliocene age for the Atacama Desert: implications for the desertification of western South America. *Geology* 30:43–46.
- Herm, D. 1969. Marines Pliozän und Pleistozän in Nord- und Mittel-Chile unter besonderer Berücksichtigung der Entwicklung der Mollusken. *Zitteliana* 2:1–159.
- Hillis, R. R., M. Sandiford, S. D. Reynolds, and M. C. Quigley. 2008. Present-day stresses, seismicity and Neogene-to-Recent tectonics of Australia's "passive" margins: intraplate deformation controlled by plate boundary forces. *Geological Society of London Special Publication* 306:71–90.
- Hogan, J. D., M. J. Blum, J. F. Gilliam, N. Bickford, and P. B. McIntyre. 2014. Consequences of alternative dispersal strategies in a putatively amphidromous fish. *Ecology* 95:2397–2408.
- Ibaraki, M. 1997. Closing of the central American seaway and Neogene Coastal upwelling along the Pacific coast of America. *Tectonophysics* 281:99–104.
- Jablonski, D. 2005. Mass extinctions and macroevolution. *Paleobiology* 31:192–210.
- Kaplan, J. O., N. H. Bigelow, C. Prentice, S. P. Harrison, P. J. Bartlein, T. R. Christensen, W. Cramer, N. V. Matveyeva, A. D. McGuire, D. F. Murray, V. Y. Razzhivin, B. Smith, D. A. Walker, P. M. Anderson, A. A. Andreev, L. B. Brubaker, M. E. Edwards, and A. V. Lozhkin. 2003. Climate change and Arctic ecosystems: 2. modeling, paleodata-model comparisons, and future projections. *Journal of Geophysical Research* 108 (D19), 8171.
- Kaschner, K., B. Schneider, C. Garilao, K. Kesner-Reyes, J. Rius-Barile, and R. Froese. 2016. AquaMaps Environmental Dataset: Half-Degree Cells Authority File (HCAF), Version 6. [www.aquamaps.org/data](http://www.aquamaps.org/data).
- Kiel, S., and S. N. Nielsen. 2010. Quaternary origin of the inverse latitudinal diversity gradient among southern Chilean mollusks. *Geology* 38:955–958.
- Koch, P. L., and A. D. Barnosky. 2006. Late Quaternary extinctions: state of the debate. *Annual Review of Ecology, Evolution, and Systematics* 37:215–250.
- Last, P., W. White, B. Séret, G. Naylor, M. de Carvalho, and M. Stehmann, eds. 2016. *Rays of the world*. CSIRO Publishing, Melbourne.
- Levin, L. 2003. Oxygen minimum zone benthos: adaptation and community response to hypoxia. *Oceanography and Marine Biology* 41:1–45.
- Levin, L., D. Gutiérrez, A. Rathburn, C. Neira, J. Sellanes, P. Muñoz, V. Gallardo, and M. Salamanca. 2002. Benthic processes on the Peru margin: a transect across the oxygen minimum zone during the 1997–98 El Niño. *Progress in Oceanography* 53:1–27.
- Liaw, A., and M. Wiener. 2002. Classification and regression by randomForest. *R News* 2(3), 18–22.
- Linse, K., H. J. Griffiths, D. K. A. Barnes, and A. Clarke. 2006. Biodiversity and biogeography of Antarctic and sub-Antarctic mollusca. *Deep-Sea Research, part II (Topical Studies in Oceanography)* 53:985–1008.
- Lockwood, J. L., G. J. Russell, J. L. Gittleman, C. C. Daehler, M. L. McKinney, and A. Purvis. 2002. A metric for analyzing taxonomic patterns of extinction risk. *Conservation Biology* 16: 1137–1142.
- Long, D. J. 1993. Late Miocene and Early Pliocene fish assemblages from the north coast of Chile. *Tertiary. Research* 14:117–126.
- Lyons, S. K. 2003. A quantitative assessment of the range shifts of Pleistocene mammals. *Journal of Mammalogy* 84: 385–402.
- Martinez-Pardo, R. 1990. Major Neogene events of the southeastern Pacific: the Chilean and Peruvian record. *Palaeogeography, Palaeoclimatology, Palaeoecology* 3:263–278.
- Marx, F. G., and M. D. Uhen. 2010. Climate, critters, and cetaceans: Cenozoic drivers of the evolution of modern whales. *Science* 327:993–996.

- McKinney, M. L. 1997. Extinction vulnerability and selectivity: combining ecological and paleontological views. *Annual Review of Ecology and Systematics* 28:495–516.
- Miller, K. G., J. D. Wright, J. V. Browning, A. Kulpecz, M. Kominz, T. R. Naish, B. S. Cramer, Y. Rosenthal, W. R. Peltier, and S. Sostdian. 2012. High tide of the warm Pliocene: implications of global sea level for Antarctic deglaciation. *Geology* 40:407–410.
- Montes, C., A. Cardona, C. Jaramillo, A. Pardo, J. C. Silva, V. Valencia, C. Ayala, L. C. Pérez-Angel, L. A. Rodríguez-Parra, V. Ramirez, and H. Niño. 2015. Middle Miocene closure of the Central American Seaway. *Science* 348:226–229.
- Nielsen, S. N., and J. Glodny. 2009. Early Miocene subtropical water temperatures in the southeast Pacific. *Palaeogeography, Palaeoclimatology, Palaeoecology* 280:480–488.
- Ocean Biogeographic Information System 2015. [www.iobis.org](http://www.iobis.org), accessed 11 July 2015.
- Olabarria, C., and M. H. Thurston. 2003. Latitudinal and bathymetric trends in body size of the deep-sea gastropod *Troschelia berniciensis* (King). *Marine Biology* 143:723–730.
- Paradis, E., J. Claude, and K. Strimmer. 2004. APE: analyses of phylogenetics and evolution in R language. *Bioinformatics* 20:289–290.
- Pimiento, C., B. J. MacFadden, C. F. Clements, S. Varela, C. Jaramillo, J. Velez-Juarbe, and B. R. Silliman. 2016. Geographical distribution patterns of *Carcharocles megalodon* over time reveal clues about extinction mechanisms. *Journal of Biogeography* 43:1645–1655.
- Pimiento, C., J. N. Griffin, C. F. Clements, D. Silvestro, S. Varela, M. D. Uhen, and C. Jaramillo. 2017. The Pliocene marine megafauna extinction and its impact on functional diversity. *Nature Ecology and Evolution* 1:1100.
- Priede, I. G., R. Froese, D. M. Bailey, O. A. Bergstad, M. A. Collins, J. E. Dyb, C. Henriques, C., E. G. Jones, and N. King. 2006. The absence of sharks from abyssal regions of the world's oceans. *Proceedings of the Royal Society of London B* 273:1435–1441.
- Raymo, M. E., L. E. Lisiecki, and K. H. Nisancioglu. 2006. Plio-Pleistocene ice volume, Antarctic climate, and the global  $\delta^{18}\text{O}$  record. *Science* 313:492–495.
- R Core Team 2015. R: a language and environment for statistical computing. R Foundation for Statistical Computing, Vienna, Austria. <http://www.R-project.org>.
- Reul, N., S. Fournier, S. Boutin, J. Hernandez, O. Maes, C. Chapron, B., G. Alroy, Y. Quilfen, J. Tenerelli, S. Morisset, and Y. Kerr. 2014. Sea surface salinity observations from space with the SMOS satellite: a new means to monitor the marine branch of the water cycle. *Surveys in Geophysics* 35:681–722.
- Rivadeneira, M. M., and P. A. Marquet. 2007. Selective extinction of late Neogene bivalves on the temperate Pacific coast of South America. *Paleobiology* 33:455–468.
- Roy, K., D. Jablonski, and J. W. Valentine. 2001. Climate change, species range limits and body size in marine bivalves. *Ecology Letters* 4:366–370.
- Spalding, M. D., H. E. Fox, G. R. Allen, N. Davidson, Z. Ferdaña, M. Finlayson, B. S. Halpern, M. A. Jorge, A. Lombana, S. A. Lourie, K. D. Martin, E. McManus, J. Molnar, C. A. Recchia, and J. Robertson. 2007. Marine ecoregions of the world: a bioregionalization of coastal and shelf areas. *BioScience* 57:573–583.
- Sexton, J. P., P. J. McIntyre, A. L. Angert, and K. J. Rice. 2009. Evolution and ecology of species range limits. *Annual Review of Ecology, Evolution, and Systematics* 40:415–436.
- Siroto, C., S. Villéger, D. Mouillot, A. M. Darnaude, J. Ramos-Miranda, D. Flores-Hernandez, D., and J. Panfili. 2015. Combinations of biological attributes predict temporal dynamics of fish species in response to environmental changes. *Ecological Indicators* 48:147–156.
- Staig, F., S. Hernández, P. López, J. A. Villafaña, C. Varas, L. P. Soto, and J. D. Carrillo-Briceño. 2015. Late Neogene elasmobranch fauna from the Coquimbo Formation, Chile. *Revista Brasileira De Paleontologia* 18:261–272.
- Steeaman, M. E., M. B. Hebsgaard, R. E. Fordyce, S. Y. Ho, D. L. Rabosky, R. Nielsen, C. Rahbek, H. Glenner, M. V. Sorensen, and E. Willerslev. 2009. Radiation of extant cetaceans driven by restructuring of the oceans. *Systematic Biology* 58:573–585.
- Strobl, C., J. Malley, and G. Tutz. 2009. Supplemental material for an introduction to recursive partitioning: rationale, application, and characteristics of classification and regression trees, bagging, and random forests. *Psychological Methods* 14:323–348.
- Stuart-Smith, R. D., G. J. Edgar, and A. E. Bates. 2017. Thermal limits to the geographic distributions of shallow-water marine species. *Nature Ecology and Evolution* 1:1846–1852.
- Suarez, M. E., J. Lamilla, and C. Marquardt. 2004. Peces Chimaeriformes (Chondrichthyes, Holocephali) del Neógeno de la Formación Bahía Inglesa (Región de Atacama, Chile). *Revista Geológica de Chile* 31:105–117.
- Suarez, M. E., E. Encinas, and D. Ward. 2006. An Early Miocene elasmobranch fauna from the Navidad Formation, Central Chile, South America. *Cainozoic. Research* 41:3–18.
- Thiel, M., E. C. Macaya, E. Acuña, W. E. Arntz, H. Bastias, K. Brokordt, P. A. Camus, J. C. Castilla, L. R. Castro, M. Cortés, C. P. Dumont, R. Escobedo, M. Fernandez, J. A. Gajardo, C. F. Gaymer, I. Gomez, A. E. González, H. E. González, P. A. Haye, J. E. Illanes, J. L. Iriarte, D. A. Lancellotti, G. Luna-Jorquera, C. Luxoro, P. H. Manriquez, V. Marín, P. Muñoz, S. A. Navarrete, E. Perez, E. Poulin, J. Sellanes, H. H. Sepúlveda, W. Stotz, F. Tala, A. Thomas, C. A. Vargas, J. Vasquez, and J. M. A. Vega. 2007. The Humboldt Current System of northern and central Chile. In R. N. Gibson, R. J. A. Atkinson, and J. D. M. Gordon, eds. *Oceanography and Marine Biology: An Annual Review* 45:195–344. CRC Press, Boca Raton, Fla.
- Tsuchi, R. 2002. Neogene evolution of surface marine climate in Pacific and notes on related events. *Revista Mexicana de Ciencias Geológicas* 19:260–270.
- Valenzuela-Toro, A. M., C. S. Gutstein, R. M. Varas-Malca, M. E. Suarez, and N. D. Pyenson. 2013. Pinniped turnover in the South Pacific Ocean: new evidence from the Plio-Pleistocene of the Atacama Desert, Chile. *Journal of Vertebrate Paleontology* 33:216–223.
- Villafaña, J. A. 2010. Extinción selectiva de vertebrados marinos del Neógeno en el Pacífico de Sudamérica. Bachelor's thesis. Universidad Católica del Norte, Coquimbo, Chile.
- Villafaña, J. A., and M. M. Rivadeneira. 2014. Rise and fall in diversity of Neogene marine vertebrates on the temperate Pacific coast of South America. *Paleobiology* 40:659–674.
- Walsh, S. 2001. The Bahía Inglesa Formation bonebed: genesis and palaeontology of a Neogene konzentratlagerstätte from north-central Chile. Ph.D. thesis. University of Portsmouth, United Kingdom.
- Zachos, J., M. Pagani, L. Sloan, E. Thomas, and K. Billups. 2001. Trends, rhythms, and aberrations in global climate 65 Ma to Present. *Science* 292:686–693.